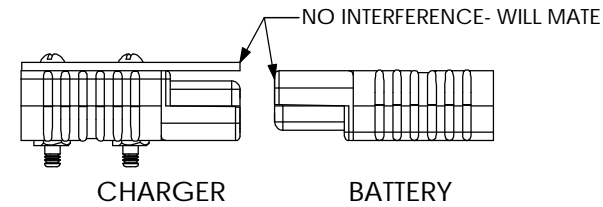
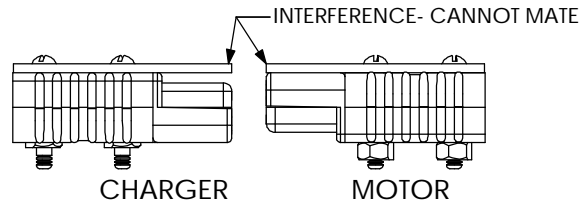
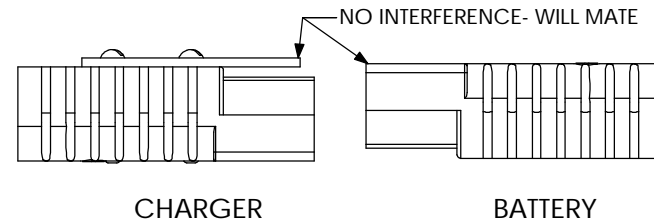
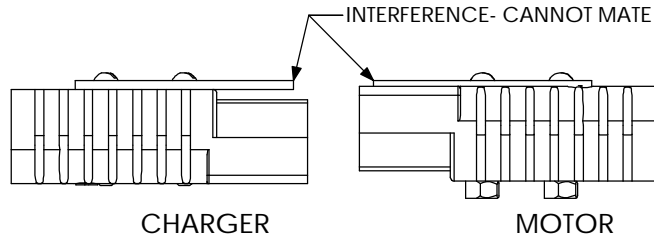


THE INFORMATION CONTAINED IN THIS DRAWING IS THE SOLE PROPERTY OF ANDERSON POWER PRODUCTS. ANY REPRODUCTION IN PART OR WHOLE WITHOUT THE WRITTEN PERMISSION OF ANDERSON POWER PRODUCTS IS PROHIBITED.

SB-175 CAT NO. 111197



SB-350 CAT NO. 111197G1



NOTES:

1. A HARDWARE KIT COMPRISED OF FOUR EACH- SCREWS, LOCK WASHERS AND NUTS IS INCLUDED WITH THE KEYS.
2. THE SB-175 AND SB-350 UTILIZE THE SAME CHARGER KEY, BUT THE HARDWARE KIT IS DIFFERENT
3. KEY MATERIAL- .125 THK HOT ROLLED STEEL STRIP; .003/.005 RED POWDER EPOXY PER 1S1098.

COPYRIGHT 2000 ANDERSON POWER PRODUCTS, ALL RIGHTS RESERVED. UNAUTHORIZED REPRODUCTION HEREBY PROHIBITED.

				CAD GENERATED DRAWING, DO NOT MANUALLY UPDATE		ITEM NO.	PART OR IDENTIFYING NUMBER
				APPROVALS		DATE	
				DRAWN	MB	6/14/71	
				CHECKED	JEF	7/19/71	
				MATERIAL	CHB	2/9/00	
				FINISH	UFN	2/9/00	
				OC	RPO	2/10/00	
				ANDERSON POWER PRODUCTS			
				TITLE CHARGER KEY SB 175 AND SB350			
4	ECRN: 13285- DRAWN TO CAD	CMS	1/12/00	SIZE	DWG. NO. 111197	REV. 4	
REV	DESCRIPTION	APPV.	DATE	SCALE	CAD FILE: 01166	SHEET 1 OF 1	

UNLESS OTHERWISE SPECIFIED: DIMENSIONS ARE IN INCHES TOLERANCES ARE: FRACTIONS DECIMALS ANGLES ± 1/32 .XX ± .015 ± 30' .XXX ± .005

SEE NOTES

SEE NOTES

DO NOT SCALE DRAWING